

Project \_\_\_\_\_  
 Location of Tell Tale \_\_\_\_\_

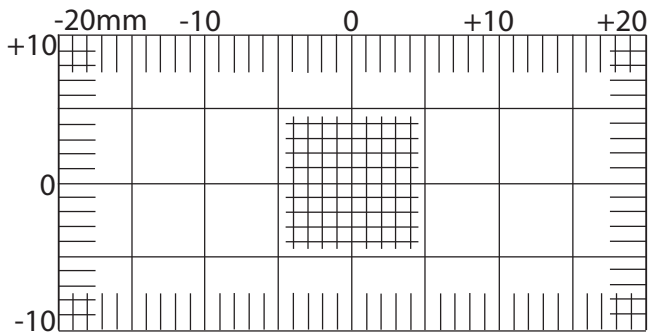
Indicate on the diagrams below the Tell-Tale movement at each reading after the crack widths have been measured using the Avongard Crack Width Gauge.

+ Represents crack opening and  
 - Represents crack closing on the horizontal scale

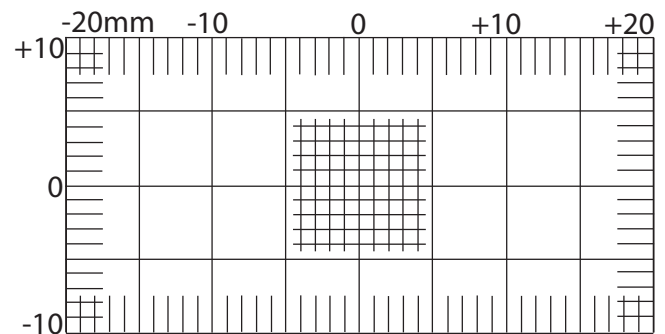
To download this Monitoring Record as a PDF file and to view the latest products from Avongard please visit [www.avongard.co.uk](http://www.avongard.co.uk)

## Standard Tell-Tale Crack Monitoring Record

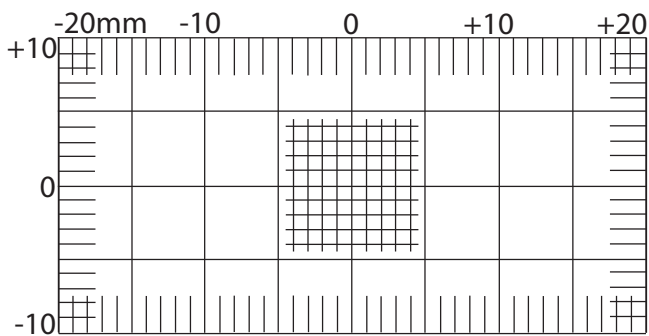
Date of Reading: \_\_\_\_\_



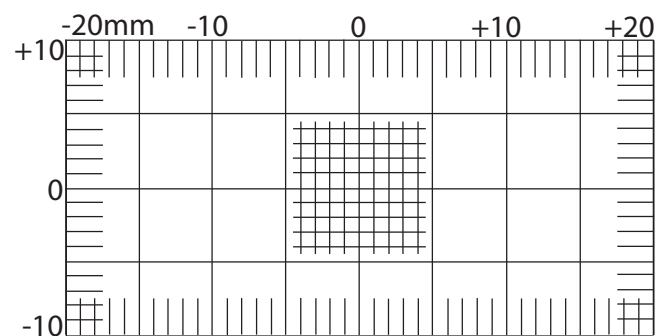
Date of Reading: \_\_\_\_\_



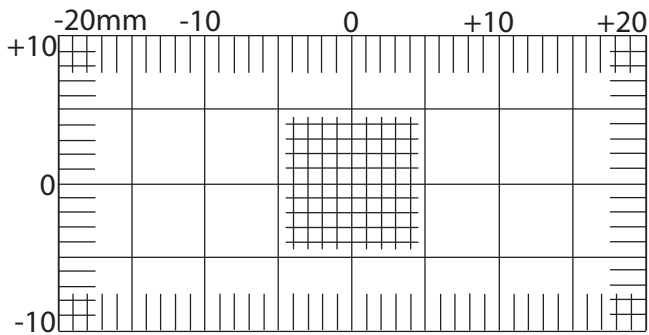
Date of Reading: \_\_\_\_\_



Date of Reading: \_\_\_\_\_



Date of Reading: \_\_\_\_\_



Date of Reading: \_\_\_\_\_

